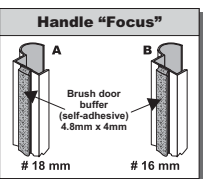
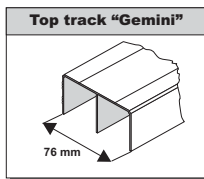


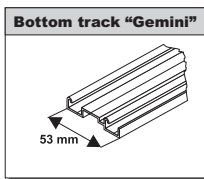
COMPONENTS



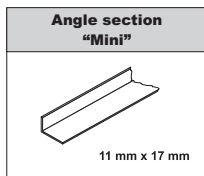
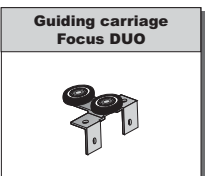
Length A, B
2.7 m



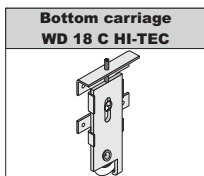
Length
1.7 m, 2.35 m, 3 m, 4.05 m.



Length
1.7 m, 2.35 m, 3 m, 4.05 m.

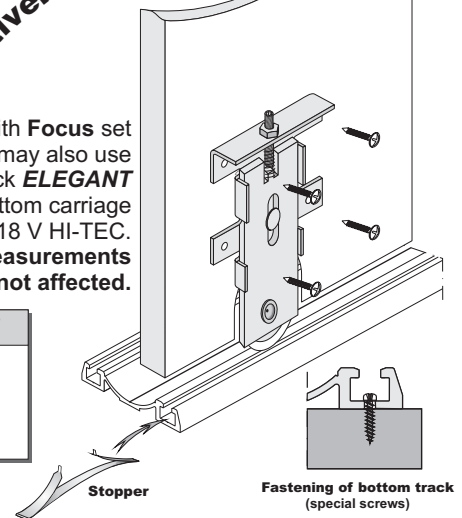
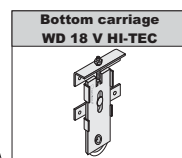


Length
1.7 m, 2.35 m, 3 m.



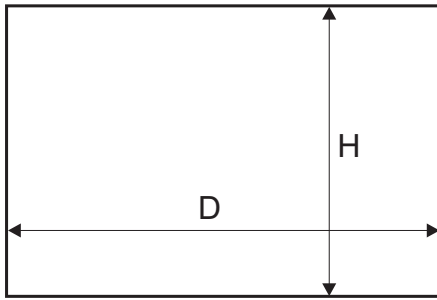
Alternative: bottom track ELEGANT

With Focus set you may also use bottom track **ELEGANT** along with bottom carriage WD 18 V HI-TEC. Fitting measurements are not affected.





Dimensions of opening

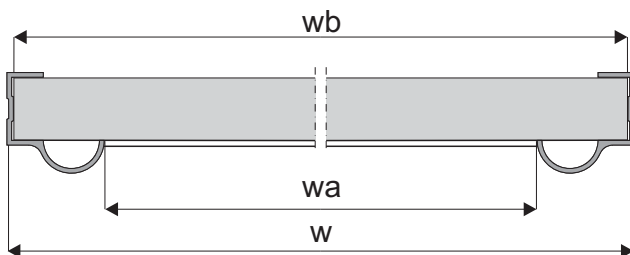


Handle length = Door height

Door filling - 18mm board, or 16mm board .

Door height	- h	$h = H - 38 \text{ mm}$
Board height	- hb	$hb = h - 2 \text{ mm}$
Door width	- w	$w = (W - 3\text{mm} + Z) / N$
Board width	- wb	$wb = w - 4 \text{ mm}$
Angle section "K2 decor" length	- wa	This size is determined after door construction

Number of doors	- N	2	3	4
Total overlap	- Z	30 mm	60 mm	90 mm

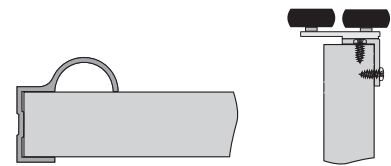


ATTENTION !

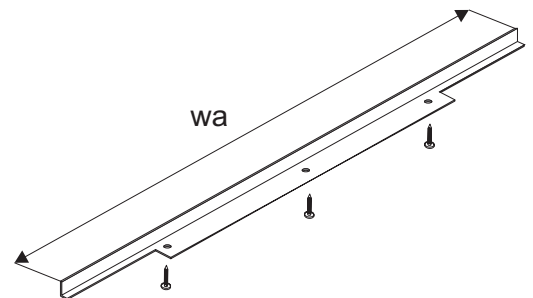
The handle length should be 2mm longer than the board height.

- Do not use adhesive when tapping on handle.

Installation method for handle and guiding carriage with 16 mm or 18mm board.



Installation method for angle section 11 mm x 17 mm.



WARNING !

SEVROLL does not bear any responsibility for deformation resulting from the application of improper quality of boards. (Improper storage, improper humidity).